

Empirical pairing gaps and neutron-proton correlations^{*}

B. S. Ishkhanov^{1,2} S. V. Sidorov¹ T. Yu. Tretyakova^{2;1)} E. V. Vladimirova^{1,2}

¹ Faculty of Physics, Lomonosov Moscow State University, Moscow 119991, Russia

² Skobel'tzyn Institute of Nuclear Physics, Lomonosov Moscow State University, Moscow 119991, Russia

Abstract: Analysis of various mass formulas related to neutron-proton correlations in atomic nuclei is carried out. Using the example of the $N=Z$ chain it is shown that for self-adjoint nuclei various formulas proposed in literature for estimating the np pairing energy lead to similar results. Significant differences between the calculation methods arise when nuclei with $N \neq Z$ are considered, which allows to reveal the complexity of neutron-proton correlations in different types of atomic nuclei and to make assumptions on the correspondence of the mass relation to the real effect of np pairing. The Shell Model parametrization of the binding energy makes it possible to draw additional conclusions on the structure of mass formulas and their relationship.

Keywords: nucleon interaction, models of atomic nuclei, nucleon pairing in atomic nuclei

PACS: 21.10.Dr, 21.30.Fe, 29.87.+g **DOI:** 10.1088/1674-1137/43/1/014104

1 Introduction

Ever since the description of the mechanism of superconducting-type pair correlations in atomic nuclei [1], a huge amount of experimental data has been collected and a significant number of effective theoretical models has been proposed to describe the importance of neutron and proton pairs for various properties of atomic nuclei [2–4]. However, due to the constant development of experimental techniques, it became possible to expand the range of the nuclei studied in the region far from stability and to refine significantly the experimental data for known isotopes, which led to a new wave of theoretical studies of the structure and dynamics of atomic nuclei. One of the important questions discussed at present concerns the neutron-proton correlations in atomic nuclei [5–9]. The analysis of np pairing is of particular interest since it is possible in this case to study the relationship between the isoscalar ($T=0$) and isovector ($T=1$) pairing of nucleons, and to map the change of this relation as function of the mass number A . Traditionally, the main object of the np -pairing studies is the chain of nuclei with $N=Z$. These nuclei are a clear example of the isospin symmetry of the nucleon-nucleon interaction, which is a consequence of the charge independence of nuclear forces.

One of the ways to study the structure of atomic nuclei, including the effects of two-nucleon correlations, is to systematically analyse the mass surface of atomic nuclei, its global behaviour and local fluctuations. This is an important source of information as the experimental

values of nuclear masses are known with high accuracy, and the number of isotopes for which this information is available is constantly increasing [10]. Mass relations allow to extract the information concerning the magnitude of the interaction between nucleons as function of the mass number A and of the occupation probabilities of the subshells near the Fermi energy. For example, it is well known that pairing of identical nucleons leads to stratification of the mass surface and can be quantified from the odd-even staggering (OES) value [11–13]. Several approximate relations for the pairing energy of identical nucleons in even-even isotopes based on the masses of neighbouring nuclei have been studied in detail, but despite the long history of the problem, the question of which relation corresponds best to the pair interaction is still under discussion [14–19].

The mass relations for neutron-proton pairing are more diverse [6, 20–23]. In this case, however, they are mainly studied for nuclei with $N=Z$, and primarily for odd-odd nuclei. These nuclei allow to address both the isovector spin-zero and isoscalar deuteron-like (or maximum spin neutron-proton) coupling. Due to the assumption that isoscalar pairing of nucleons in heavy nuclei contributes significantly to collective effects, the analysis of calculations based on mass relations should allow to draw conclusions regarding the effect of np pairing, and of the possibility of treating np pairs as deuteron-like states in nuclei. The analysis of mass relations for the chain $N=Z$ is made more complicated by the presence of the Wigner energy, which is closely connected with

Received 18 July 2018, Revised 8 October 2018, Published online 22 November 2018

* The work of S. Sidorov was Supported by Foundation for the Advancement of Theoretical Physics and Mathematics BASIS

1) E-mail: tretyakova@sinp.msu.ru

©2019 Chinese Physical Society and the Institute of High Energy Physics of the Chinese Academy of Sciences and the Institute of Modern Physics of the Chinese Academy of Sciences and IOP Publishing Ltd

np -pairing [5, 24–26].

In this paper, the ideas underlying various mass relations associated with neutron-proton correlations in different types of atomic nuclei are considered. Examples of $N - Z = \text{Const}$ chains are studied in order to compare the behaviour of the mass relations under consideration. Binding energy parametrization based on the Shell Model makes it possible to clarify the structure of the mass relations obtained, and to reveal their relationship with the np interaction.

2 Mass relations for np -correlations

There is a large number of indicators for np correlations based on the masses of neighbouring nuclei available in literature. Below we consider the basic relations.

2.1 Mass relations "by definition" and the δV_{np} indicator

In our previous work [19], relationship between different mass formulas and their connection with the pairing

energy of identical nucleons was shown. Various indicators of like-nucleon pairing based on the odd-even splitting of the mass surface with different degrees of averaging were considered, as was the correspondence of these relations with the explicit definition of the nucleon pairing energy, given as the difference between two-nucleon separation energy in nucleus (A) and the doubled one-nucleon separation energy in nucleus ($A-1$):

$$\Delta_{nn}(N, Z) = S_{2n}(N, Z) - 2S_n(N-1, Z), \quad (1)$$

where S_{2n} and S_n are two- and one-neutron separation energies, respectively. This relation gives the magnitude of neutron pairing. A similar relation for the proton pairing energy $\Delta_{pp}(N, Z)$, using the proton separation energies S_{2p} and S_p , can be obtained by interchanging N and Z .

To determine the neutron-proton pairing energy in an odd-odd nucleus having an np -pair above the double-closed core, one should consider the difference between the np separation energy in (N, Z) nucleus and the sep-

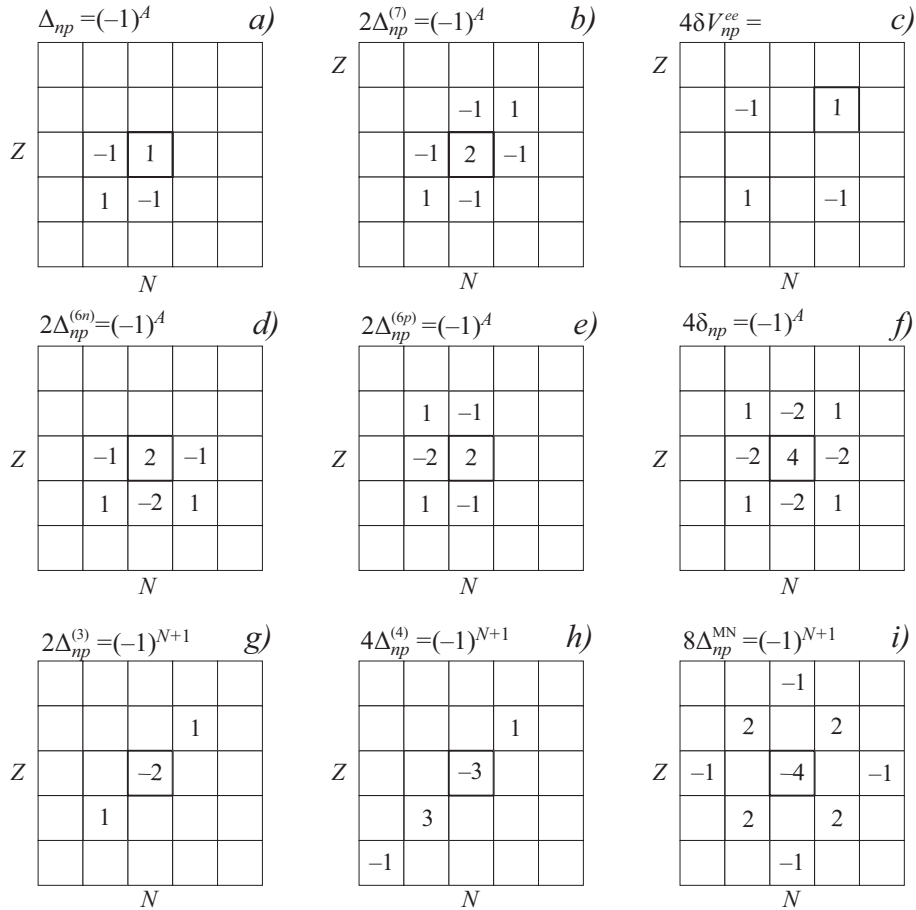


Fig. 1. Diagrams of various indicators of np -correlations in nuclei. The coefficients are multipliers of the binding energies in the relations for (a) Δ_{np} - indicator (2), (b) $2\Delta_{np}^{(7)}$ - (3), (c) $4\delta V_{np}^{ee}$ - (6), (d) $2\Delta_{np}^{(6n)}$ - (12), (e) $2\Delta_{np}^{(6p)}$ - (13), (f) $4\delta_{np}$ - (19), (g) $2\Delta_{np}^{(3)}$ - (14), (h) $4\Delta_{np}^{(4)}$ - (16), (i) $8\Delta_{np}^{MN}$ - indicator (18), for nuclei with even A .

aration energies of a neutron and of a proton in nuclei $(N, Z-1)$ and $(N-1, Z)$, respectively [27]:

$$\begin{aligned}\Delta_{np}(N, Z) &= S_{np}(N, Z) - [S_n(N, Z-1) + S_p(N-1, Z)] \\ &= B(N, Z) + B(N-1, Z-1) \\ &\quad - B(N-1, Z) - B(N, Z-1),\end{aligned}\quad (2)$$

where $S_{np}(N, Z)$ is the np -pair separation energy, and $B(N, Z)$ is the binding energy. This relation, suggested in [28] for both even and odd N and Z , was widely applied [29–36].

Averaging Δ_{np} over nuclei (N, Z) and $(N+1, Z+1)$ belonging to the chain $N-Z = \text{Const}$

$$\Delta_{np}^{(7)}(N, Z) = \frac{1}{2} (\Delta_{np}(N, Z) + \Delta_{np}(N+1, Z+1)). \quad (3)$$

can give a more accurate estimate of np -correlations. Illustrative diagrams with multipliers of binding energies of neighbouring nuclei in formulas (2) and (3) are shown in Fig. 1(a) and (b).

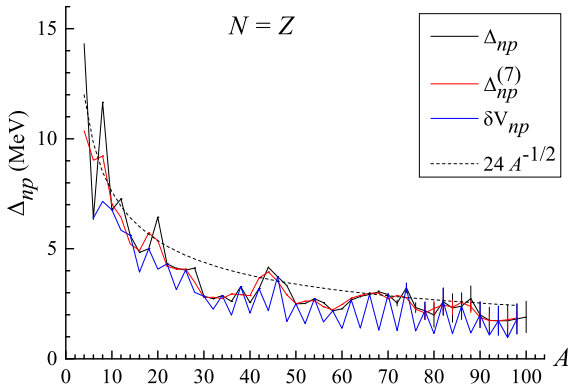


Fig. 2. (color online) Indicators $\Delta_{np}(A)$, $\Delta_{np}^{(7)}(A)$ and δV_{np} for even-even and odd-odd nuclei as function of the mass number A in nuclei $N=Z$. The dashed line corresponds to $24/A^{1/2}$. Nuclear mass data are from [10].

Fig. 2 shows the dependence of indicators Δ_{np} and $\Delta_{np}^{(7)}$ on the mass number A in self-adjoint nuclei $N=Z$. The monotonous dependence and agreement between the values of Δ_{np} and $\Delta_{np}^{(7)}$ for $A > 10$ are worth pointing out. Indeed, the results of formula (2) for neighbouring even-even and odd-odd nuclei are not only very close for the chain $N=Z$, but also in other isotope regions. This can be seen from the diagrams in Fig. 1: the difference in the indicators Δ_{np} for nuclei (N, Z) and $(N+1, Z+1)$ leads to

the well-known Garvey-Kelson mass relations [37, 38]:

$$\begin{aligned}M(N+2, Z-2) - M(N, Z) + M(N, Z-1) \\ - M(N+1, Z-2) + M(N+1, Z) - M(N+2, Z-1) = 0; \\ M(N+2, Z) - M(N, Z-2) + M(N+1, Z-2) \\ - M(N+2, Z-1) + M(N, Z-1) - M(N+1, Z) = 0.\end{aligned}\quad (4)$$

The accuracy of the Garvey-Kelson mass relations was verified on a large set of experimental data, and these relations, as well as the generalized formulas derived from them, are widely used for estimating the mass of nuclei far from stability [39, 40].

The fact that the Δ_{np} values for odd-odd and even-even nuclei are very close does not necessarily mean that this indicator describes precisely the np -correlation, especially for nuclei with $N=Z$, where the presence of the Wigner cusp significantly changes the picture. For even-even nuclei, the applicability of formula (2) is not so obvious. Indeed, in the case of an even number of external nucleons of the same type above the closed core, in addition to the np -interaction, the like-nucleon correlations should also be taken into account. Thus, for an even-even nucleus with two np pairs, np -pairing should be defined as the difference between the separation energy of all four nucleons from the core and the separation energies of neutron and proton pairs in nuclei $(N, Z-2)$ and $(N-2, Z)$ [7]:

$$\begin{aligned}\Delta_{np}^{ee}(N, Z) &= \frac{1}{4} (B(N-2, Z-2) + B(N, Z) \\ &\quad - B(N-2, Z) - B(N, Z-2)).\end{aligned}\quad (5)$$

The coefficient $1/4$ arises as a result of taking into account the interaction of each proton with each neutron. The corresponding diagram is shown in Fig. 1(c). From the diagrams, it can be seen that for even-even nuclei this indicator may be obtained from four Δ_{np} terms:

$$\begin{aligned}\delta V_{np} &= \Delta_{np}(N, Z) + \Delta_{np}(N-1, Z-1) \\ &\quad - \Delta_{np}(N, Z-1) - \Delta_{np}(N-1, Z).\end{aligned}$$

The difference between the binding energies of four even-even nuclei as an estimator of np -interaction energy was proposed in [21], and analysed in [24, 25, 41] in connection with the structure of the Wigner term. However, the indicator δV_{np} in [21], was calculated using (5) in accordance with the np interaction in odd-odd nuclei $(N+1, Z+1)$ only.

The indicator δV_{np} in both interpretations is still subject to extensive consideration [20, 42–47]. In [24], a variant of the generalised formula (5) for different types of nuclei was proposed:

$$\delta V_{np}(N,Z) = \begin{cases} \frac{1}{4}[B(N,Z)-B(N,Z-2)-B(N-2,Z)+B(N-2,Z-2)], & (\text{even, even}), \\ \frac{1}{2}[B(N,Z)-B(N,Z-1)-B(N-2,Z)+B(N-2,Z-1)], & (\text{even, odd}), \\ \frac{1}{2}[B(N,Z)-B(N,Z-2)-B(N-1,Z)+B(N-1,Z-2)], & (\text{odd, even}), \\ B(N,Z)-B(N,Z-1)-B(N-1,Z)+B(N-1,Z-1), & (\text{odd, odd}). \end{cases} \quad (6)$$

In Fig. 2, the indicator $\delta V_{np}(A)$ given by formula (6) is compared to Δ_{np} . In this case, the indicators Δ_{np} and δV_{np} coincide for odd-odd nuclei, while for even-even nuclei formula (6) consistently produces lower estimates of the np pairing energy. The indicator δV_{np} shows a pronounced zigzag shape due to the relation $\delta V_{np}^{oo} > \delta V_{np}^{ee}$. Since $\delta V_{np}(A)$ is obtained empirically, it may contain components of different nature. The chain $N=Z$ is an anomalous case due to the Wigner energy; the structure of the Wigner term and the empirical nature of δV_{np} could help to clarify it [24].

2.2 Wigner term

When considering np -correlations, the so-called Wigner term is of special importance. This contribution was first considered on the basis of analysis of the SU(4) spin-isospin symmetry of nuclear forces by Wigner [48], who showed that the symmetry energy, in addition to a term proportional to $(N-Z)^2/A$, must also have a term proportional to the isospin asymmetry $|I|$ ($I=(N-Z)/A$), which leads to an enhancement of the binding energy near $N=Z$. In the mass formula for the droplet model, the Wigner term was adopted in the form [49]

$$E_W = W(|I|+d), \text{ where } W=30 \text{ MeV},$$

$$d = \begin{cases} \frac{1}{A} & (\text{odd-odd}), N=Z \\ 0 & \text{otherwise.} \end{cases}$$

The correction for $(N=Z)$ odd-odd nuclei (term d) was added "because it is clearly called for by the experimental masses" (see [38], Table I). The generalization of the Wigner term, performed in [14], results in three terms:

$$E_W = -b_1|I| + b_2/a + b_3/A,$$

where the term b_3 corresponds to $(N=Z)$ odd-odd nuclei, and the term b_2 is related to the possible α -correlation effect. Currently, the standard expression for the Wigner term is

$$E_W = W(A)|N-Z| + d(A)\pi_{np}\delta_{NZ}, \quad (7)$$

where $\pi_{np} = \frac{1}{4}(1-\pi_n)(1-\pi_p)$, and $\pi_n = (-1)^N$ and $\pi_p = (-1)^Z$ are the nucleon-number parities. The question of d/W is still open: as mentioned above, some estimates suggest that $d/W = 1$ [49], while the analysis of experimental masses leads to $d/W = 0.56 \pm 0.27$ [14]. It seems appropriate to use the empirical mass relations

to define the parameters of the Wigner term. Indicator δV_{np} (5) was used for investigating the np -correlation energy, and it was shown that it is sensitive to the Wigner energy and can be used as term d in the expression (7) [24, 41]. The mass relations for δV_{np} , obtained in [24] from supermultiplet theory, are given above (eq. (6)). In [25], certain combinations of $\delta V_{np}(N,Z)$ were suggested to obtain $W(A)$ and $d(A)$. The difference between even-even and odd-odd nuclei is not limited to the presence of a special term d ; the mass relation for $W(A)$ is also different in these two cases:

for $N=Z$, even-even

$$W(A) = \delta V_{np}(N,Z) - \frac{1}{2}[\delta V_{np}(N,Z-2) + \delta V_{np}(N+2,Z)] \quad (8)$$

for $N=Z$, odd-odd

$$W(A) = -\delta V_{np}(N+1,Z-1) + \frac{1}{2}[\delta V_{np}(N-1,Z-1) + \delta V_{np}(N+1,Z+1)] \quad (9)$$

$$d(A) = -4\delta V_{np}(N+2,Z) + 2[\delta V_{np}(N+1,Z-1) + \delta V_{np}(N+3,Z+1)]. \quad (10)$$

Experimental values are consistent with the simple relation $d_{T=0}/W \approx 1$. Analysis of the Wigner energy in terms of np pairs of a given angular momentum and isospin shows that the Wigner term cannot be explained only in terms of correlations of deuteron-like np pairs.

Significant effort is still needed to determine the precise structure of the symmetry energy and to extract the Wigner term [5, 26, 50–52]. The interpretation of the term d using mass relations is still open to discussions in literature. It may be useful to consider different mass relations for np -correlations not only for odd-odd $(N=Z)$ nuclei, but also for nuclei with different N, Z parity with $N-Z \geq 1$.

2.3 np -correlation from S_n and S_p

Estimates of np -correlations can be obtained by considering either neutron or proton separation energies along the chains of isotones or isotopes, respectively. Indeed, it follows from (2) that for odd-odd nuclei

$$\begin{aligned} \Delta_{np}(N,Z) &= [S_n(N,Z) - S_n(N,Z-1)] \\ &= [S_p(N,Z) - S_p(N-1,Z)]. \end{aligned}$$

The neutron S_n and proton S_p separation energies in isotopes Sn ($Z=50$) and Sb ($Z=51$) are shown in Fig. 3 as functions of the number of neutrons.

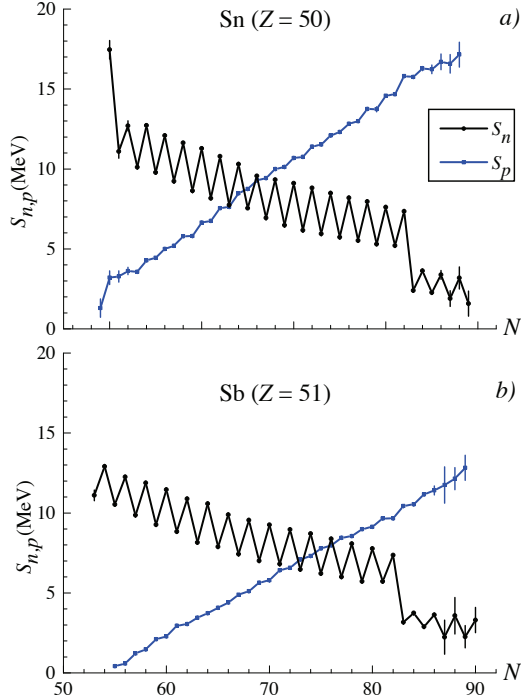


Fig. 3. (color online) Neutron and proton separation energies S_n and S_p in Sn (a) and Sb (b) isotopes. Nuclear mass data are from [10].

The dependence of $S_n(N)$ has a zigzag shape, which is related to neutron pairing. The dependence of $S_p(N)$ shows even-odd jumps as well despite the fact that Z is constant, due to the additional interaction of a proton with an odd neutron. The distance between parallel lines drawn through isotopes with even and odd Z corresponds to the np -interaction [53, 54].

The dependence $S_n(Z)$ in a chain of isotones is shown schematically in Fig. 4. The different behaviour of $S_n(Z)$ for even and odd number of neutrons is of importance. In the case of even N , the largest values of S_n also correspond to even values of Z ; for isotones with odd N , the maxima correspond to odd values of Z . These features of $S_n(Z)$ and $S_p(Z)$ were explained in [54] in the framework of the Shell Model. According to the diagram in Fig. 4, the expression for Δ_{np} should include a term depending on the parity of A :

$$\begin{aligned} \Delta_{np}(N, Z) &= (-1)^A [S_n(N, Z) - S_n(N, Z-1)] \\ &= (-1)^A [S_p(N, Z) - S_p(N-1, Z)]. \end{aligned} \quad (11)$$

However, the experimental data for $S_p(Z)$, given in Fig. 3, show that introducing a dependence on parity of A is not so obvious, since the relations $S_p^{oo}(N, Z) > S_p^{eo}(N+1, Z)$ and $S_p^{ee}(N+1, Z) > S_p^{oe}(N+1, Z+1)$ are not

always satisfied. In fact, these inequalities appear not to be valid in most cases. Therefore, when constructing the empirical dependence of Δ_{np} , a term depending on the parity of A is not included in [55, 56]. Since the study of empirical values of np -pairing is based on the chains of nuclei with even A , the question of the dependence on A -parity is not so important. Furthermore, the value of Δ_{np} in odd- A nuclei is close to zero. Nevertheless, we choose to keep the $(-1)^A$ 'phase' for constructing the mass relation.

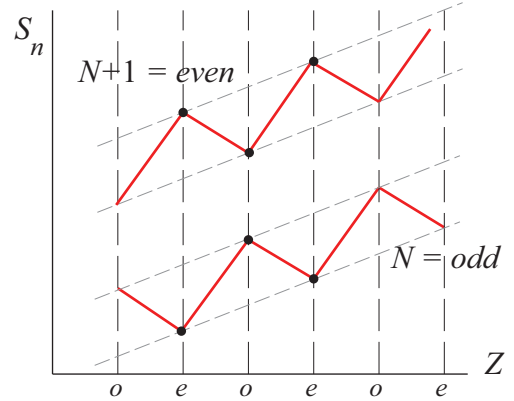


Fig. 4. (color online) Schemes used to determine the properties of the pairing interaction using nucleon separation energies. a) like-nucleon correlation ($S_n(N)$ for $Z = \text{Const}$), b) neutron-proton correlation ($S_n(N)$ for $N = \text{Const}$)

As in the case of relations for identical nucleon pairing [19], it seems reasonable to average the values of Δ_{np} for two or more neighbouring nuclei, which leads to formulas [14]:

$$\begin{aligned} \Delta_{np}^{(6,n)}(N, Z) &= \frac{1}{2} [\Delta_{np}(N+1, Z) + \Delta_{np}(N, Z)] \\ &= \frac{(-1)^A}{2} [-S_n(N+1, Z) - S_n(N, Z-1) \\ &\quad + S_n(N, Z) + S_n(N+1, Z-1)]. \end{aligned} \quad (12)$$

Similar considerations for the proton separation energy S_p in isotones $Z = \text{Const}$ leads to the formula:

$$\begin{aligned} \Delta_{np}^{(6,p)}(N, Z) &= \frac{1}{2} [\Delta_{np}(N, Z+1) + \Delta_{np}(N, Z)] \\ &= \frac{(-1)^A}{2} [-S_p(N, Z+1) - S_p(N-1, Z) \\ &\quad + S_p(N, Z) + S_p(N-1, Z+1)]. \end{aligned} \quad (13)$$

Diagrams for the indicators (12) and (13) are shown in Fig. 1(d) and (e). As can be seen, formula (12) averages the differences of neutron separation energies for even and odd A by using two chains of isotones: N and $N+1$. The formula that is most symmetric is the one that averages the neutron separation energy differences both in the neighbouring isotonic chains and in the neighbouring nuclei in each chain Z and $Z+1$ (see Fig. 1(f)). This

diagram shows that averaging in accordance with formulas (12) and (13) leads to the same result. Indeed, it is evident from Fig. 1(d) and (e) that the difference in these values leads to the well-known Garvey-Kelson mass relations (4).

The indicator $\Delta_{np}(A)$ for a chain of nuclei with $N=Z$ consisting of even-even and odd-odd isotopes, and for a neighbouring chain of odd nuclei with $N=Z+1$, are shown in Fig. 5. While the values of Δ_{np} for $N=Z$ are large and are, in general, in accordance with the analytical relation $24A^{-1/2}$, the corresponding values for odd nuclei ($N=Z+1$ chain) are smaller and tail to zero, having even negative values for large A . Accordingly, for the chain with $N=Z$, the indicator $\Delta_{np}^{(6,n)}(A)$ (12), which is the average between these two chains, is substantially below Δ_{np} . This example illustrates best the contribution of the symmetry energy for $N=Z$ nuclei, although this trend also holds for nuclei with neutron excess.

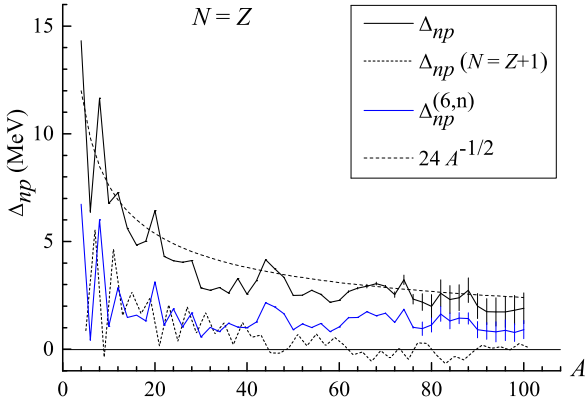


Fig. 5. (color online) Indicators Δ_{np} (black line) and $\Delta_{np}^{(6,n)}$ (blue line) in nuclei with $N=Z$. Dotted line shows $\Delta_{np}(A)$ in nuclei $N=Z+1$; dashed line corresponds to $24A^{-1/2}$.

Indicator $\Delta_{np}^{(6,n)}(A)$ (12) was used for estimating the np -pairing term in several papers [14, 18, 20]. This indicator includes a difference between nuclei having different A -parity, and it therefore reflects the complexity of np -correlations, and not only the np -pairing in odd-odd nuclei. Thus, this relation can be interpreted differently, for example as an indication of α -clustering in even-even nuclei [57].

2.4 Mass relations based for deuteron separation energy

The indicators for np -pairing Δ_{np} (2) and $\Delta_{np}^{(7)}$ (3) are obtained using the masses of neighbouring nuclei for both even and odd A , as well as N and Z . As the corresponding estimates of like-nucleon pairing are based on isotone and isotope chains, a significant difference is seen between these estimates and indicators (2) and (3).

Variants of np -pairing indicators constructed by analogy with the formulas for neutron OES and proton OES use the binding energies of even or odd A nuclei for the chain with $N-Z = \text{Const}$. Indeed, for a chain of even- A nuclei, one notes the splitting of binding energies into two groups, for even-even and odd-odd nuclei. Since the mass number A increases quickly for this sequence, the splitting is small compared to the general increase of the binding energy. As in the case of like-nucleons, this effect is more pronounced for the difference in binding energies of neighbouring isotopes [19]. In the case of the $N=Z$ chain, this corresponds to the deuteron separation energy, corrected for its binding energy:

$$S_d(N, Z) = B(N, Z) - B(N-1, Z-1) - 2.22 \text{ MeV}.$$

The A -dependence of the deuteron separation energy S_d in nuclei with $N=Z$ is shown in Fig. 6. Similar to $S_n(Z)$ and $S_p(N)$, it shows a zigzag shape with an overall tendency of gradual decrease and stabilization of the even-even – odd-odd splitting for heavier isotopes. The energy of np -pairing in odd-odd nucleus (N, Z) based on this dependence corresponds to half of the difference of deuteron separation energies for even-even and odd-odd nuclei:

$$\begin{aligned} \Delta_{np}^{(3)}(N, Z) &= \frac{1}{2}(S_d(N+1, Z+1) - S_d(N, Z)) \\ &= \frac{1}{2}(B(N+1, Z+1) - 2B(N, Z) \\ &\quad + B(N-1, Z-1)). \end{aligned} \quad (14)$$

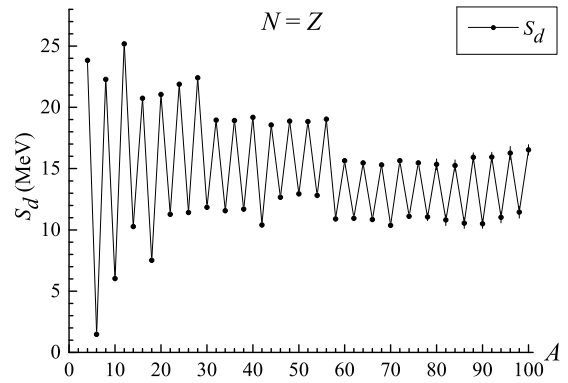


Fig. 6. Deuteron separation energy $S_d(A)$ in nuclei with $N=Z$. Nuclear mass data are from [10].

This relation was used in [26, 58] for estimating the isovector np -interaction. Indeed, one can see that in the case of even A , the deuteron separation energy is not larger than the distance between the even-even and odd-odd mass surfaces, corrected for the deuteron binding energy B_d . The averaging indicator $\Delta_{np}^{(3)}$ cancels B_d and corresponds to

$$BE_{ee} - BE_{oo} \approx \Delta_p + \Delta_n \approx 2\Delta.$$

Charge independence of nuclear forces implies that isovector np -pairing in odd-odd ($N = Z$) nuclei must be the same as neutron pairing in the neighbouring ($N+1, Z-1$) isotope and proton pairing in the ($N-1, Z+1$) isotope. Therefore, the indicator $\Delta_{np}^{(3)}$ in the chain of $N = Z$ isotopes can be used to study np -correlations. It must be different for isotopes with $N - Z \geq 2$; nevertheless, it makes sense to examine the behaviour of indicators constructed by analogy with mass relations for like-nucleon pairing in isotopes chains with $N - Z = \text{Const} \geq 2$.

Relation (14) is analogous to the formula for OES for neutron pairing [12]:

$$\begin{aligned} \Delta_n^{(3)}(N, Z) &= \frac{(-1)^{N+1}}{2} (S_n(N+1, Z) - S_n(N, Z)) \\ &= \frac{(-1)^{N+1}}{2} (B(N+1, Z) - 2B(N, Z) \\ &\quad + B(N-1, Z)). \end{aligned} \quad (15)$$

By analogy with the averaged estimates of the OES effect, one can introduce an indicator based on binding energies of four nuclei [59]:

$$\begin{aligned} \Delta_{np}^{(4)}(N, Z) &= \frac{1}{2} (\Delta_{np}^{(3)}(N, Z) + \Delta_{np}^{(3)}(N-1, Z-1)) \\ &= \frac{(-1)^{N+1}}{4} (S_d(N+1, Z+1) - 2S_d(N, Z) \\ &\quad + S_d(N-1, Z-1)). \end{aligned} \quad (16)$$

The diagrams of the coefficients for $\Delta_{np}^{(3)}$ and $\Delta_{np}^{(4)}$ are given in Fig. 1(g) and (h), respectively. The $(-1)^{N+1}$ multiplier is used only for chains of even- A nuclei. For these chains, the OES effect appears to be prominent, as the deuteron separation energy in even-even nuclei is consistently greater than in odd-odd nuclei. No such relation exists for odd- A nuclei, and the $(-1)^{N+1}$ factor is omitted for the corresponding chains.

The indicators $\Delta_{np}^{(3)}$ and $\Delta_{np}^{(4)}$ for nuclei with $N = Z$ are shown in Fig. 7(a). Since the deuteron separation energy $S_d(A)$ does not have a common slope, $\Delta_{np}^{(3)}(N, Z)$ and $\Delta_{np}^{(4)}(N, Z)$ practically coincide. The dependence is smooth, with jumps in the regions of double magic numbers 16, 40, 56. The general shape of the dependence is in accordance with the approximation $2\Delta = 24/A^{1/2}$ given in [12]. In the region of light nuclei, the majority of $\Delta_{np}^{(3)}$ and $\Delta_{np}^{(4)}$ values are above, and for $A > 40$ – below this approximation. Further down in Fig. 7, $\Delta_{np}^{(3)}$ and $\Delta_{np}^{(4)}$ are shown for chains of odd- A nuclei with $N = Z+1$ (b), and even- A nuclei with $N = Z+2$ (c). From Fig. 7(b), it is clear that for most nuclei with odd A both indicators have practically zero values. All plots show similar behaviour, except that in the case of $N = Z+2$, $\Delta_{np}^{(3)}$ and $\Delta_{np}^{(4)}$ are smaller due to the absence of the Wigner term.

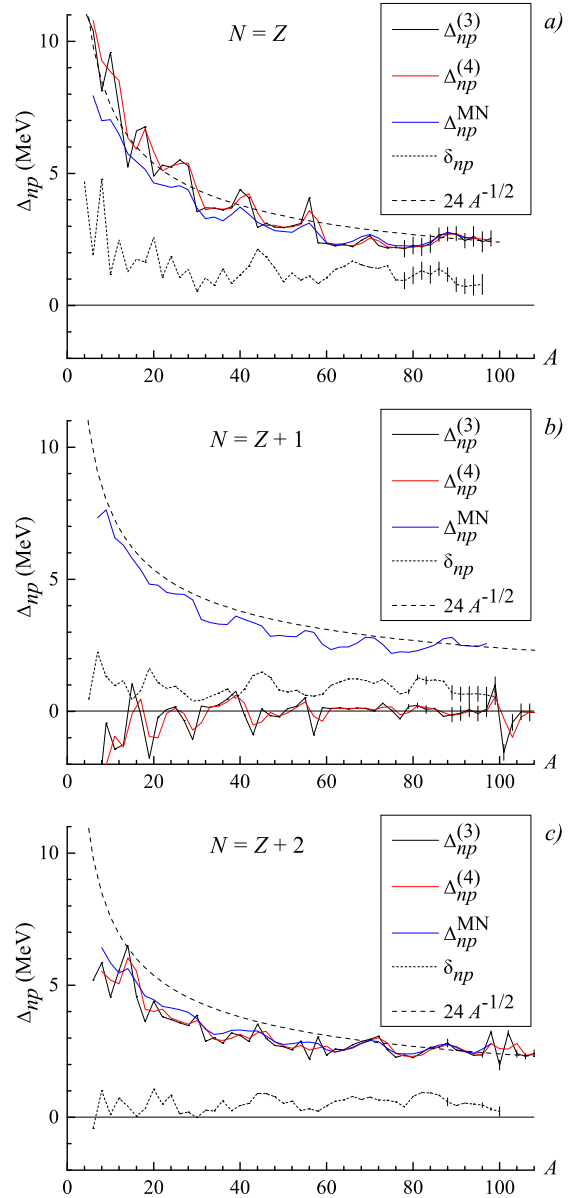


Fig. 7. (color online) Indicators of np -correlations in the chains a) $N = Z$, b) $N = Z + 1$, c) $N = Z + 2$: $\Delta_{np}^{(3)}(A)$ (red line), $\Delta_{np}^{(4)}(A)$ (green line), $\Delta_{np}^{(13)}(A)$ (blue line), $\delta_{np}(A)$ (dashed black line). The thin dotted line corresponds to $24/A^{1/2}$. Nuclear mass data are from [10].

As we will see later, $\Delta_{np}^{(3)}$ and $\Delta_{np}^{(4)}$ have a complex structure and are indirectly related to np -correlations. That is why there are different interpretations in literature. For example, in [14] the indicator $\Delta_{np}^{(4)}$ was proposed as an estimator of four-nucleon correlations.

2.5 Mass surface OES

The mass surface splitting is primarily due to the pairing of identical nucleons, but the estimate of the fluctuation between experimental masses of even-even and

odd-odd nuclei is somewhat less than the sum of OES effects for protons Δ_p and neutrons Δ_n . This discrepancy is generally attributed to the presence of residual neutron and proton interactions [12], and in order to calculate the splitting between the mass surfaces for even-even and odd-odd nuclei one uses the relation [60–62]:

$$E_{ee} - E_{oo} = \Delta_n + \Delta_p - \delta. \quad (17)$$

The correction δ , arising from the residual attractive interaction of the unpaired proton and unpaired neutron, is interpreted as an np interaction and approximated by

$$\delta_{np}(N, Z) = \frac{(-1)^A}{4} \left(2[B(N+1, Z) + B(N-1, Z) + B(N, Z+1) + B(N, Z-1)] - 4B(N, Z) - [B(N+1, Z+1) + B(N-1, Z+1) + B(N-1, Z-1) + B(N+1, Z-1)] \right). \quad (19)$$

Proton and neutron OES in this case depend on the parity of the corresponding nucleons:

$$\Delta_n = \begin{cases} \Delta_n^{(5)}(N, Z), & \text{even } N \\ \Delta_n^{(5)}(N, Z) + \delta_{np}, & \text{odd } N \end{cases} \quad (20)$$

$$\Delta_p = \begin{cases} \Delta_p^{(5)}(N, Z), & \text{even } Z \\ \Delta_p^{(5)}(N, Z) + \delta_{np}, & \text{odd } Z \end{cases} \quad (21)$$

$$\Delta_n^{(5)}(N, Z) = \frac{(-1)^N}{8} [S_n(N+2, Z) - 3S_n(N+1, Z) + 3S_n(N, Z) - S_n(N-1, Z)], \quad (22a)$$

$$\Delta_p^{(5)}(N, Z) = \frac{(-1)^Z}{8} [S_p(N, Z+2) - 3S_p(N, Z+1) + 3S_p(N, Z) - S_p(N, Z-1)]. \quad (22b)$$

Diagrams for the indicators Δ_{np}^{MN} (18) and δ_{np} (19) are shown in Fig. 1(i) and (f), from where the relationship between δ_{np} and previously introduced indicators Δ_{np} , $\Delta_{np}^{(6,n)}$ and $\Delta_{np}^{(6,p)}$ is clear. In fact, as in the case of identical nucleons, the relations from [61] are an additional averaging of the np -interaction energy Δ_{np} over the mass surface.

As mentioned above, the OES indicator Δ_{np}^{MN} (18) is indirectly related to the np -correlation, but we include it as a well-studied reference point. According to the diagram in Fig. 1(i), one can see that Δ_{np}^{MN} for even- A nuclei is also an average, but of the indicator $\Delta_{np}^{(3)}$ (14):

$$\Delta_{np}^{MN}(N, Z) = \frac{1}{4} (2\Delta_{np}^{(3)}(N, Z) - \Delta_{np}^{(3)}(N+1, Z-1) - \Delta_{np}^{(3)}(N-1, Z+1)), \quad (23)$$

It is interesting to note the similarity between Δ_{np}^{MN} (18) and the term $d(A)$ in the Wigner energy

$\delta = 20/A$ MeV [12].

Madland and Nix [61] obtained formulas for Δ_n , Δ_p and δ as finite differences on the basis of Taylor expansion to fourth-order. Thus, if five neighbouring isotopes or isotones are used to calculate the OES effect for neutrons Δ_n and protons Δ_p , then data for a substantially larger number of neighbouring nuclei are required to calculate the np -interaction indicators:

$$\Delta_{np}^{MN}(N, Z) = \Delta_n + \Delta_p - \delta_{np}, \quad (18)$$

where $\delta_{np}(N, Z)$ is the correction for np -interactions:

(eq. 7). The latter can also be expressed as a combination of $\Delta_{np}^{(3)}$ terms:

$$d(A) = \frac{1}{2} (\Delta_{np}^{(3)}(N, Z) + \Delta_{np}^{(3)}(N+2, Z-2) - \Delta_{np}^{(3)}(N, Z-2) - \Delta_{np}^{(3)}(N+2, Z)). \quad (24)$$

The values $\Delta_{np}^{MN}(A)$ obtained from eq. (18) for nuclei with $N = Z$ are shown in Fig. 7(a) and compared with $\Delta_{np}(A)$. The dependence $\Delta_{np}^{MN}(A)$ is smoother; in the region $A > 40$ the indicators coincide to a high degree.

Table 1 shows the results of fitting the various $\Delta_{np}(A)$ indicators presented above with the power function $C \cdot A^{-b}$, for the chain of nuclei $N = Z$. In general, the results can be divided into two large groups. Indicators Δ_{np}^{MN} , $\Delta_{np}^{(3)}$ and $\Delta_{np}^{(4)}$, appropriate for assessment of mass splitting, and indicators Δ_{np} and $\Delta_{np}^{(7)}$, based on the definition of np -pairing in odd-odd nuclei, all correspond to the approximation $2\Delta = 24/A^{1/2}$ in [12], and they can be approximated with sufficient accuracy by the power functions $A^{1/2}$ or $A^{2/3}$ used to describe the pairing energy of nucleons in modern macroscopic models. The neutron OES effect, when fitted as $\Delta_n^{(4)} = C_n \cdot A^{-1/2}$ using the current data set results in a coefficient C_n slightly less than 12 MeV, $C_n = 10.77 \pm 0.06$ MeV [63]. This result is in good agreement with the fitting parameters for $\Delta_{np}^{MN}(A)$. Such an outcome can be explained by the fact that smooth formulas were used for approximating both $\Delta_n(A)$ and $\Delta_{np}(A)$.

Significantly smaller values of the fitting parameter C are obtained for $\Delta_{np}^{(6n)}$, $\Delta_{np}^{(6p)}$ and δ_{np} . The small values and their significant fluctuations indicate that the approximations are unreliable. It should be noted, however, that the parameters of the approximations for these indicators are in good agreement with each other.

Table 1. Parameters of the fits $\Delta_{np}(A)=C\cdot A^{-b}$ in nuclei with $N=Z$ and $N-Z=2$.

	$N=Z$		$N-Z=2$	
	C/MeV	b	C/MeV	b
$\Delta_{np}(A)$	29.4 ± 1.8	0.60 ± 0.02	5.8 ± 0.8	0.37 ± 0.04
$\Delta_{np}^{(7)}(A)$	23.3 ± 1.6	0.53 ± 0.03	6.0 ± 0.6	0.39 ± 0.03
$\Delta_{np}^{(6n)}(A)$	10.3 ± 1.4	0.56 ± 0.05	1.0 ± 0.3	0.14 ± 0.08
$\Delta_{np}^{(6p)}(A)$	9.3 ± 1.3	0.52 ± 0.04	0.0 ± 0.1	-0.7 ± 0.3
$\delta_{np}(A)$	6.9 ± 1.1	0.45 ± 0.05	0.2 ± 0.1	0.2 ± 0.1
$\Delta_{np}^{(3)}(A)$	25.9 ± 1.3	0.53 ± 0.02	10.8 ± 0.8	0.33 ± 0.02
$\Delta_{np}^{(4)}(A)$	32.7 ± 2.1	0.59 ± 0.02	12.2 ± 0.8	0.36 ± 0.02
$\Delta_{np}^{MN}(A)$	19.9 ± 1.6	0.48 ± 0.02	15.2 ± 0.6	0.41 ± 0.01

3 Shell model

The first step in interpreting the mass relations obtained can be made within the framework of the Shell Model [55]. Consider a nucleus with n neutrons in the state j_1 and p protons in the state j_2 above the closed core (N_0, Z_0) . The binding energy of such a configuration can be represented as a sum:

$$B(N_0+n, Z_0+p) = B(N_0, Z_0) + n\varepsilon_n + p\varepsilon_p + W(j_1^n) + W(j_2^p) + I(j_1^n, j_2^p), \quad (25)$$

where ε_n and ε_p denote single-particle central-field energies of the j_1 neutrons and j_2 protons, respectively. Terms $W(j)$ correspond to the interaction energy of nucleons in a given shell, while $I(j_1, j_2)$ denotes the interaction energy between nucleons located on different shells. The contribution of the interaction of n identical nucleons in the state j can be written as the sum of two terms:

$$W(j^n) = \frac{1}{2} \left(n - \frac{1 - (-1)^n}{2} \right) \pi + \frac{n(n-1)}{2} d, \quad (26)$$

the first of which is due to the coupling of identical nucleons with "pairing energy" π . The second term describes the additional interaction of two nucleons with strength d , which is independent of the relative orientation of their spins, and is of repulsive nature. The relationship of these quantities is clearly seen in the dependence of $S_n(N)$ for $Z = \text{Const}$ (Fig. 3). The pairing energy π is responsible for the zigzag behaviour of the curve and is determined by the difference between $S_n(N)$ in neighbouring nuclei with even and odd N . The value of d defines the slope of the curve and can be estimated from the difference $S_n(N+1) - S_n(N-1)$. Fig. 4 shows the scheme that allows to estimate the values of π and d using $S_n(N)$ in isotones. The mass difference relations for identical nucleons were considered in detail in our previous paper [19].

The interaction of n neutrons in state j_1 and p protons in state j_2 can be written as the sum of two terms [64]:

$$I(j_1^n, j_2^p) = npI^0 + \frac{(1 - (-1)^n)(1 - (-1)^p)}{4} I', \quad (27)$$

where the contribution I^0 does not depend on the nucleon spin orientation and is determined by the scalar interaction. The contribution I' depends on the value of the total spin J , represents the "pairing properties" of the interaction and, accordingly, is present in odd-odd nuclei only.

Therefore, relation (25) can be rewritten in the form [55]:

$$B(N_0+n, Z_0+p) = B(N_0, Z_0) + n\varepsilon_n + p\varepsilon_p + \frac{n}{2}\pi_n + \frac{p}{2}\pi_p + \frac{n(n-1)}{2}d_n + \frac{p(p-1)}{2}d_p + npI^0 - \delta, \quad (28)$$

where the parity term δ is given by

$$\delta = \begin{cases} 0, & ee, \\ \frac{1}{2}\pi_p, & eo, \\ \frac{1}{2}\pi_n, & oe, \\ \frac{1}{2}\pi_n + \frac{1}{2}\pi_p - I', & oo. \end{cases} \quad (29)$$

This relation is simplistic but allows to identify some regularities in the behaviour of the indicators based on mass differences.

The neutron separation energy in this representation depends on the parity of N and Z :

$$S_n(N, Z) = \begin{cases} \varepsilon_n + (n-1)d_n + pI^0 + \pi_n, & ee \\ \varepsilon_n + (n-1)d_n + pI^0, & oe \\ \varepsilon_n + (n-1)d_n + pI^0 + \pi_n - I', & eo \\ \varepsilon_n + (n-1)d_n + pI^0 + I', & oo \end{cases} \quad (30)$$

Hence, the following relations hold for pairing of neutrons in an even-even nucleus:

$$\Delta_{nn} = \pi_n + d_n, \quad (31)$$

$$\Delta_{nn}^{(3)} = \pi_n - d_n, \quad (32)$$

$$\Delta_{nn}^{(5)} = 2\Delta_n^{(5)} = \pi_n. \quad (33)$$

In this model, as $d < 0$, Δ_{nn} for even N is always smaller than for odd N . Furthermore, $\Delta_{nn}^{(3)}$ has an inverse relation, and the averaging indicator $\Delta_{nn}^{(5)}$ depends only on the neutron pairing energy π_n . The value of d can also be extracted from the mass relations as the difference $(\Delta_{nn} - \Delta_{nn}^{(3)})/2$.

3.1 Neutron - proton interaction

Let us consider the structure of the previously introduced mass relations for np -correlations. The values of the indicators Δ_{np} (2) and $\Delta_{np}^{(7)}$ (3) significantly differ for even and odd A :

$$\Delta_{np} = \Delta_{np}^{(7)} = I' + I^0(ee, oo), \quad (34)$$

$$\Delta_{np} = \Delta_{np}^{(7)} = I' - I^0(oe, eo). \quad (35)$$

Good agreement of these relations was shown above on the example of even A nuclei (see Fig. 2). It should be noted that the averaging in the relation $\Delta_{np}^{(7)}$ does not allow to separate contributions of I^0 and I' .

The contribution of I' can be determined, by analogy with like-nucleon pairing, from the indicators $\Delta_{np}^{(6,n)}$ (12) and $\Delta_{np}^{(6,p)}$ (13):

$$\Delta_{np}^{(6,n)} = \Delta_{np}^{(6,p)} = I'$$

and consequently by the indicator $\delta_{np}(N, Z) = (\Delta_{np}^{(6,p)}(N, Z) + \Delta_{np}^{(6,p)}(N+1, Z))/2 = I'$ (see eq. (19)). Comparison of the diagrams for the indicators Δ_{np} and $\Delta_{np}^{(6,p)}$ (see Fig. 8, first row) leads to the expression for the pa-

rameter I^0 in even- A nuclei:

$$I^0(N, Z) = \frac{1}{2}[B(N, Z+1) - B(N-1, Z+1) + B(N-1, Z-1) - B(N, Z-1)]. \quad (36)$$

One can obtain a similar formula for $\Delta_{np}^{(6,n)}$. As shown earlier, the results for $\Delta_{np}^{(6,n)}$ (12) and $\Delta_{np}^{(6,p)}$ (13) differ slightly and it is useful to average them.

Diagrams for this case are shown in the second row of Fig. 8, and the results of calculations are presented in Fig. 9 by solid lines. The values of I^0 lie above I' , and for nuclei with $N = Z$ agree well with the dependence $12/A^{1/2}$, which was proposed to describe the pairing effect. The values of I' fluctuate much more. With increasing A , the values of I^0 and I' converge, but the ratio between them can vary. Dashed lines show I^0 and I' calculated using the averaged formula for $I' = \delta_{np}$. The diagrams in this case are symmetrical (see the third row of Fig. 8). The sum $I^0 + I'$ is related to the indicator $\Delta_{np}^{(7)}$, and the expression for I^0 is of the form:

$$I^0(N, Z) = \frac{1}{4}[B(N+1, Z+1) - B(N-1, Z+1) + B(N-1, Z-1) - B(N+1, Z-1)]. \quad (37)$$

This formula coincides with the expression for the empirical np -interaction of the last neutron with the last proton in even-even nuclei δV_{np} from [21, 23, 41]. The important point here is that in this case the binding energies of odd-odd nuclei are used in the calculations, in con-

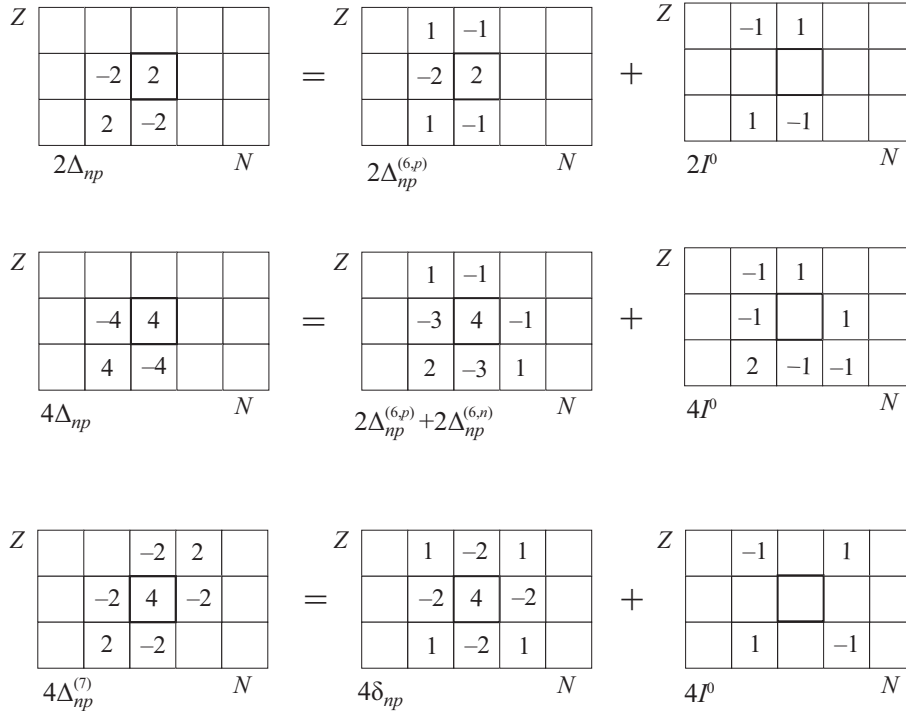


Fig. 8. Diagrams for estimating the np -pairing energy Δ_{np} , I^0 and I' . See text for details.

trast to relation (5), where δV_{np}^{ee} is based on $B(N, Z)$ in even-even isotopes. This difference does not significantly change the numerical results in general, but should be taken into account in more accurate models.

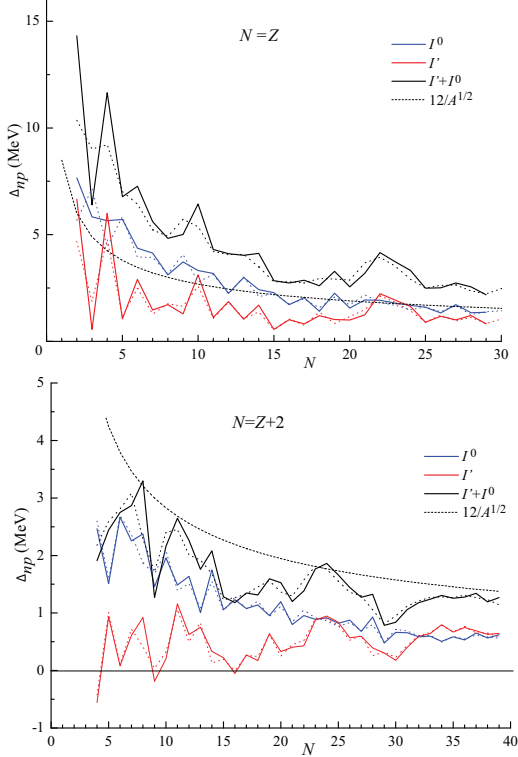


Fig. 9. (color online) Comparison of Δ_{np}, I^0, I' in chains of nuclei with $N=Z$ (a) and $N-Z=2$ (b). Solid lines show the results for averaged parameters from the second row in Fig. 8 ($I' = (\Delta_{np}^{6,p} + \Delta_{np}^{6,n})/2$); dashed lines correspond to the third row ($I' = \delta_{np}$).

Table 2 gives the coefficients C when the parameters π and d for identical nucleon interaction are approximated by the function CA^{-b} . The parameters were fitted without taking into account the magic and self-adjoint nuclei, in accordance with the selection rules from [13]. The fixed exponents b were chosen to be close to the fits with two free parameters C and b . For the parameters π_n and π_p , the fitted values of b are 0.30 ± 0.01 and 0.32 ± 0.01 , respectively, which is close to $1/3$. For the parameters d_n and d_p , the chosen value of b is unity, which agrees well with the fit coefficient b for neutrons (0.93 ± 0.03); for protons, the deviation of the fit coefficient b from unity is more significant due to the effect of Coulomb interaction (0.56 ± 0.01).

The values of the coefficient C when the parameters I^0 and I' are approximated by the power function CA^{-b} are given in Table 3 for various values of b . The fixed values of b allow to compare I^0 and I' to each other, and

to π and d . The fit of I^0 and I' by a power function with a free exponent gives the values of b equal to 0.83 ± 0.01 and 0.67 ± 0.02 , respectively. Thus, the best approximation for I^0 is C/A , whereas $C/A^{2/3}$ describes I' well. For all b , the coefficients C for I^0 and I' are similar, but C for I^0 is always larger.

Table 2. Coefficients C (MeV) for fitting π and d for like-nucleons with the power function CA^{-b}

	neutrons	protons
$\pi(A) = C/A^{1/3}$	10.22 ± 0.06	11.48 ± 0.06
$d(A) = C/A$	-23.0 ± 0.3	-56.7 ± 0.6

Table 3. Coefficients C (MeV) for fitting I^0 and I' with the power function CA^{-b} for various fixed b

	I^0	I'
C/A	41.9 ± 0.3	30.7 ± 0.4
$C/A^{2/3}$	9.43 ± 0.06	7.04 ± 0.08
$C/A^{1/3}$	1.93 ± 0.02	1.46 ± 0.02

3.2 “Deuteron-type” relations and mass staggering

The splitting of the mass surface $\Delta_{np}^{MN}(N, Z)$, given by formula (18), does not depend on the parity of N and Z in the Shell Model with parametrization (25), and has the form:

$$\Delta_{np}^{MN}(N, Z) = \frac{\pi_n}{2} + \frac{\pi_p}{2} - I', \quad (38)$$

which corresponds to the definition of the indicator. However, it is important to note that this relation is valid only for nuclei with even A ; for odd- A nuclei the meaning of this indicator is not obvious. More significant are the indicators $\Delta_{np}^{(3)}$ and $\Delta_{np}^{(4)}$. Indicator $\Delta_{np}^{(3)}(N, Z)$ depends on the parity of N and Z :

$$\Delta_{np}^{(3)}(N, Z) = \frac{1}{2} \begin{cases} ((\pi_n - d_n) + (\pi_p - d_p)) - 2(I' + I^0), & ee \\ -(\pi_n - d_n) + (\pi_p + d_p) + 2I^0, & oe \\ ((\pi_n + d_n) - (\pi_p - d_p)) + 2I^0, & eo \\ ((\pi_n + d_n) + (\pi_p + d_p)) - 2(I' - I^0), & oo \end{cases} \quad (39)$$

The expression for even-even nuclei corresponds to the splitting of the mass surface between even-even and odd-odd nuclei

$$\Delta_{np}^{(3)}(ee) = \frac{1}{2} (\Delta_{nn}^{(3)}(ee) + \Delta_{pp}^{(3)}(ee)) - \Delta_{np}(ee),$$

The relation for nuclei with odd A contains the energy difference of identical nucleon pairing, and includes a small splitting of the mass surface between even-odd and odd-even nuclei.

The relations for the indicator $\Delta_{np}^{(4)}$ depend on the parity of A :

$$\Delta_{np}^{(4)}(N, Z) = \frac{1}{2} \begin{cases} (\pi_n + \pi_p) - 2I', & ee, oo \\ (d_n + d_p) + 2I^0, & oe, eo \end{cases} \quad (40)$$

This expression for even A agrees with the expression for Δ_{np}^{MN} . The degree of accordance can be seen in Fig. 7 on the example of the chain of $N=Z$ nuclei. The figure shows the dependence of indicators Δ_{np}^{MN} , $\Delta_{np}^{(3)}$ and $\Delta_{np}^{(4)}$ on the mass number, and it is clear that while Δ_{np}^{MN} and $\Delta_{np}^{(4)}$ agree well only in the region $A>40$, indicators $\Delta_{np}^{(3)}$ and $\Delta_{np}^{(4)}$ agree to good accuracy for all N and Z , except for the magic numbers. From the approximate equality $\Delta_{np}^{(3)} \approx \Delta_{np}^{(4)}$ for odd-odd nuclei, it follows:

$$\frac{1}{2}((\pi_n+d_n)+(\pi_p+d_p))-(I'-I^0) \approx \frac{1}{2}(\pi_n+\pi_p)-I',$$

$$\frac{1}{2}(d_n+d_p)+I^0 \approx 0. \quad (41)$$

The last relation links the values of the parameters d and I^0 , and also shows that for odd A , $\Delta_{np}^{(3)}$ and $\Delta_{np}^{(4)}$ are close to zero. Indeed, the estimates of π , d and I made in [55] on the array of stable nuclei, show that d_n is about -0.1 MeV, d_p is about -0.5 MeV, and I^0 has a value of about 0.3 MeV. The fact that the values of $\Delta_{np}^{(3)}$ and $\Delta_{np}^{(4)}$ are close to zero for odd A points to the equality of the pairing forces of identical nucleons:

$$\frac{1}{2}(-(\pi_n-d_n)+(\pi_p+d_p))+I^0 \approx \frac{1}{2}(d_n+d_p)+I^0 \approx 0,$$

$$\pi_p \approx \pi_n, \quad (42)$$

which follows from the charge independence of nuclear forces. The degree of agreement of these relations is clearly seen in the values of the coefficients C for π , d and I in Tables 2 and 3.

4 Conclusions

Mass relations based on even-odd staggering of the mass surface are widely used to estimate the identical nucleon pairing in atomic nuclei. By analogy, a significant number of mass indicators are constructed for np -correlations in order to estimate the value of np -pairing. However, the difficulty of extracting experimental information for odd-odd nuclei significantly limits the possibilities of analysing the values obtained.

In this paper, various indicators Δ_{np} are considered for both odd-odd and even-even nuclei. The estimates of the np -pair separation and the relations constructed by analogy with the estimates for like-nucleon pairing, can both serve as basis for construction of different mass relations. It turns out that almost all formulas are related to each other. They are based on the standard expression for the neutron-proton correlation in an odd-odd nucleus:

$$\Delta_{np} = B(N, Z) + B(N-1, Z-1) - B(N-1, Z) - B(N, Z-1),$$

and are either an average or a difference of their respective values for the neighbouring nuclei. Thus, the widely

discussed quantity δV_{np} , which coincides with the definition of Δ_{np} for odd-odd nuclei, is an average of Δ_{np} over four isotopes when applied to even-even nuclei. The correction for the np interaction, δ_{np} , commonly mentioned in discussions of the mass surface splitting, is also an average of Δ_{np} over four neighbouring nuclei, performed, however, by taking into account the zigzag features of the neutron separation energy in isotopes (or proton separation energy in isotones).

This approach is similar to the method used to obtain an estimate of like-nucleon pairing energy, but it can lead to different results. In general, the zigzag relation depends on two parameters, π and d , which determine the amplitude of the oscillations and the general slope of the dependence. While for identical nucleons π and d differ considerably, the parameters $S_n(Z)$ in isotones and $S_p(N)$ in isotopes used to construct the mass relations are close in magnitude. Furthermore, the relationship between various nuclear parameters can change within an isotope chain. Such changes inevitably affect the results of calculations using formulas analogous to those for like-nucleon pairing, and lead to appearance of alternating quantities.

To clarify the structure of various indicators Δ_{np} , parametrization of the binding energy of the atomic nucleus based on the Shell Model was used. This approach effectively takes into account both the residual interaction of identical nucleons in a single state, and the interaction of nucleons on different subshells, such as between external neutrons and protons. Such a parametrization makes it possible to show more clearly the relationship of different mass formulas, and to elucidate their physical meaning. In the context of this parametrization, the pair interaction of identical nucleons is described by the sum of two terms

$$\Delta_{nn(pp)} = \pi_{n(p)} + d_{n(p)}.$$

The first term is responsible for pairing of identical nucleons with the "pairing energy" π , while the second describes the additional repulsive interaction of a nucleon pair with strength d , independent of the relative orientation of the nucleon spins. However, taking into account the typical values of π and d , using only parameter π to describe the pairing forces does not greatly affect the result. In this approach, the np interaction in odd-odd nuclei should include both contributions

$$\Delta_{np} = I^0 + I'.$$

As the values of I^0 and I' are similar, taking into account only one of these parameters changes the result by a factor of two. This is best seen from the comparison of the indicator Δ_{np} with the averaged quantities $\Delta_{np}^{(6,n)}$, $\Delta_{np}^{(6,p)}$ and δ_{np} , which are all about $\Delta_{np}/2$.

Approximation of I^0 and I' by a power function C/A^b , with various constant values of b , demonstrates

a clear relationship of various parameters in the whole modern range of atomic nuclei. The coefficients C , when d_n , d_p and I^0 are approximated by C/A , are of the same order of magnitude, and are related as $d_n+d_p \approx -2I^0$. In turn, the pairing parameters of identical nucleons π_n and π_p are well described by $C/A^{1/3}$, with the coefficients C having similar values slightly above 10 MeV. The coefficient C in the approximation of I' by $C/A^{1/3}$ is almost

an order of magnitude smaller, 1.38 ± 0.02 MeV, which clearly illustrates the relationship of the pairing effects of identical nucleons and the np -interaction.

The authors would like to thank Dr. D. Lanskoj and L. Imasheva for fruitful discussions and technical support.

References

- 1 A. Bohr, B. R. Mottelson, and D. Pines, Phys. Rev., **110**: 936 (1958)
- 2 D. Brink and R. A. Broglia, *Nuclear Superfluidity: Pairing in Finite Systems*, (Cambridge University Press, Cambridge, 2005)
- 3 R. A. Broglia and V. Zelevinsky, Eds. *Fifty Years of Nuclear BCS* (World Scientific, Singapore, 2013)
- 4 D. J. Dean and M. Hjorth-Jensen, Rev. Mod. Phys., **75**: 607 (2003)
- 5 D. D. Warner, M. A. Bentley, and P. Van Isacker, Nature Physics, **2**: 311 (2006)
- 6 S. Frauendorf and A. O. Macchiavelli, Prog. in Part. and Nucl. Phys., **78**: 24 (2014)
- 7 P. Van Isacker, Int. Jour. Mod. Phys. E, **22**: 1330028 (2013)
- 8 C. Qi and R. Wyss, Phys. Scr., **91**: 013009 (2016)
- 9 H. Sagawa, C. L. Bai, and G. Colo, Phys. Scr., **91**: 063011 (2016)
- 10 M. Wang, G. Audi, F. G. Kondev et al, Chinese Phys. C, **41**: 030003 (2017)
- 11 M. G. Mayer, Phys. Rev., **75**: 1969 (1949)
- 12 A. Bohr and B. R. Mottelson, Nuclear Structure, Vol. 1. (N.Y. 1969)
- 13 P. Möller and J. R. Nix, Nucl. Phys. A, **536**: 20 (1992)
- 14 A. S. Jensen, P. G. Hansen, and B. Jonson, Nucl. Phys. A, **431**: 393 (1984)
- 15 W. Satula, J. Dobaczewski, and W. Nazarewicz, Phys. Rev. Lett., **81**: 3599 (1998)
- 16 M. Bender, K. Rutz, P. G. Reinhard, and J. A. Maruhn, Eur. Phys. Jour. A, **8**: 59 (2000)
- 17 J. Dobaczewski, P. Magierski, W. Nazarewicz et al, Phys. Rev. C, **63**: 024308 (2001)
- 18 S. A. Changizi, C. Qi, and R. Wyss, Nucl. Phys. A, **940**: 210 (2015)
- 19 B. S. Ishkhanov, S. V. Sidorov, T. Yu. Tretyakova, and E. V. Vladimirova, Chinese Phys. C, **41**: 094101 (2017)
- 20 Z. Wu, S. A. Changizi, and C. Qi, Phys. Rev. C, **93**: 034334 (2016)
- 21 J.-Y. Zhang, R. F. Casten, and D. S. Brenner, Phys. Lett. B, **227**: 1 (1989)
- 22 K. Kaneko, J.-Y. Zhang, and Y. Sun, Phys. Lett. B, **671**: 42 (2009)
- 23 J. Jänecke and E. Comay, Nucl. Phys. A, **436**: 108 (1985)
- 24 P. Van Isacker, D. D. Warner, and D. S. Brenner, Phys. Rev. Lett., **74**: 4607 (1997)
- 25 W. Satula, D. J. Dean, J. Gary et al, Phys. Lett. B, **407**: 103 (1997)
- 26 I. Bentley and S. Frauendorf, Phys. Rev. C, **88**: 014322 (2013)
- 27 V. A. Kravtsov, Sov. Phys. JETP, **36**(9): 871 (1959)
- 28 M.K. Basu and D. Banerjee, Phys. Rev. C, **3**: 992 (1971)
- 29 J. Jänecke, Phys. Rev. C, **6**: 467 (1972)
- 30 J. Jänecke and H. Behrens, Phys. Rev. C, **9**: 1276 (1974)
- 31 J. E. Monahan, F. J. D. Serduke, Phys. Rev. C **15**: 1080 (1977)
- 32 Y. Y. Cheng, Y. M. Zhao, and A. Arima, Phys. Rev. C, **91**: 023314 (2015)
- 33 G. J. Fu, Y. Lei, H. Jiang et al, Phys. Rev. C, **84**: 034311 (2011)
- 34 G. J. Fu, J. J. Shen, Y. M. Zhao, and A. Arima, Phys. Rev. C, **87**: 044309 (2013)
- 35 Y. Lu, Y. M. Zhao, and A. Arima, Phys. Rev. C, **89**: 017501 (2014)
- 36 L. T. Imasheva, B. S. Ishkhanov, M. E. Stepanov, and T. Yu. Tretyakova, Bull. of RAS: Physics, **79**: 521 (2015)
- 37 I. Kelson and G. T. Garvey, Phys. Lett., **23**: 689 (1966)
- 38 G. T. Garvey, W. J. Gerace, R. L. Jaffe, I. Talmi, and I. Kelson, Rev. of Mod. Phys., **41**: S1 (1969)
- 39 M. Bao, Z. He, Y. Lu, Y. M. Zhao, and A. Arima, Phys. Rev. C, **88**: 064325 (2013)
- 40 Y. Y. Cheng, Y. M. Zhao, and A. Arima, Phys. Rev. C, **90**: 064304 (2014)
- 41 D. S. Brenner, C. Wesselborg, R. F. Casten et al, Phys. Lett. B, **243**: 1 (1990)
- 42 M. Bender and P.-H. Heenen, Phys. Rev. C, **83**: 034304 (2011)
- 43 R. B. Cakirli and R. F. Casten, Phys. Rev. Lett., **96**: 132501 (2006)
- 44 D. S. Brenner, R. B. Cakirli, and R. F. Casten, Phys. Rev. C, **73**: 034315 (2006)
- 45 Y. Oktem, R. B. Cakirli, R. F. Casten et al, Phys. Rev. C, **74**: 027304 (2006)
- 46 M. Stoitsov, R. B. Cakirli, R. F. Casten et al, Phys. Rev. Lett., **98**: 132502 (2007)
- 47 L. Chen et al, Phys. Rev. Lett., **102**: 122503 (2009)
- 48 E. Wigner, Phys. Rev., **51**: 947 (1937)
- 49 W. D. Myers, At. Data and Nucl. Data Tabl., **17**: 411 (1976)
- 50 W. D. Myers and W. J. Swiatecki, Nucl. Phys. A, **612**: 249 (1997)
- 51 P. Vogel, Nucl. Phys. A, **662**: 148 (2000)
- 52 Jun-Long Tian, Hai-Tao Cui, Teng Gao, and Ning Wang, Chin. Phys. C, **40**: 094101 (2016)
- 53 S. N. Ghoshal and A. N. Saxena, Proc. Phys. Soc. A, **69**: 293 (1955)
- 54 A. de-Shalit, Phys. Rev., **105**: 1528 (1957)
- 55 N. Zeldes, Nucl. Phys., **7**: 27 (1958)
- 56 E. V. Vladimirova, D. I. Dashkov, B. S. Ishkhanov, and T. Yu. Tretyakova, Memoirs of Fac. Phys. Lomonosov MSU., **3**: 1830205 (2018) (in Russian)
- 57 Zhong-zhou Ren, Gong-ou Xu, Phys. Rev. C, **38**: 1078 (1988)
- 58 A. O. Macchiavelli, P. Fallon, R. M. Clark et al, Phys. Rev. C, **61**: 041303(R) (2000)
- 59 M. Wang, G. Audi, A. H. Wapstra et al, Chinese Phys. C, **36**: 1603 (2012)
- 60 S. C. Gupta, Nucl. Phys., **72**: 187 (1965)
- 61 D. G. Madland and J. R. Nix, Nucl. Phys. A, **476**: 1 (1988)
- 62 F. Simkovic, C. Moustakidis, L. Pacearescu, and A. Faessler, Phys. Rev. C, **68**: 054319 (2003)
- 63 B. S. Ishkhanov, M. E. Stepanov, and T. Yu. Tretyakova, Moscow University Physics Bulletin, **69**: 1 (2014)
- 64 G. Racah and I. Talmi, Physica, **18**: 1097 (1952)